


The Explorer's Guide to

Mrs Noah's Garden



Amazing Activities and Teaching Resources For Home and School

by Eva John
Literacy Consultant

Create a Garden

✿ What makes a garden?

Think about how big a garden has to be. For instance, could you make a garden in a thimble, an empty egg shell, a tea cup, a plant pot, a tray, a window box, a garden bed?



✿ **What would you choose to grow?** Flowers, greenery, herbs, vegetables, fruit, scented plants? Choose the types of plant that suit your growing environment. You might just have a windowsill available, or you could have a balcony or, if you are lucky, a garden. You will be able to choose something that will fit.

Would you want to encourage pollinating insects, birds, wild animals?

✿ **Design your ideal garden**, thinking about the layout, the colour scheme, the height of the plants when fully grown.



Grow Your Own Food

✿ You can use food items you might find in the kitchen if you don't have any seeds. E.g. Dried beans, dried lentils, avocado and date pits, grapefruit, tangerine, satsuma, lemon, orange, apple, tomato pips, pumpkin, papaya, lychee seeds, poppy and mustard seeds, cardamom, nutmeg, star anise, ginger, turmeric, spring onions, garlic, lettuce, leeks, parsnip, carrot, celery tops.

✿ Some seeds grow with alarming rapidity, whilst others require much greater patience. You could keep a hard copy or electronic diary with sketches or photos charting the progress of growth and anything you notice, or, if you have the facility, a time-lapse film to chart the growth. You could then add your own observations as a film commentary.

✿ **Some useful videos and websites with information about how to grow different plants:**

<https://www.youtube.com/watch?v=ZJuXpiEjdcc>

<https://verticalveg.org.uk/6-easy-steps-to-sprout-heaven>

<http://www.greatgrubclub.com>





Grow a Poem

✿ see **'Instructions for Growing Poetry'** by Tony Mitton

<https://childrens.poetryarchive.org/poem/instructions-for-growing-poetry>

✿ **Create your own poems:**


E.g. 'Sing a song of seeding,
a pocketful of'

✿ **Innovate on the nursery rhyme, *Sing a Song Of Sixpence***, thinking of all the different seeds that Mrs Noah might have hidden in her pockets:

E.g. Sing a song of seeding,
a pocketful of thyme,
mint and sage and rosemary,
plant them in a line.

When the garden's planted,
Keep it free from weeds,
And after you have harvested,
Collect a batch of seeds.

(Then start all over again, maybe with a different set of seeds)



Haiku

Write a series of haiku. The more you write, the more your writing will develop.
Haiku are short snapshot poems of three lines, often making an observation about the subject in the third line:

Line 1: 5 syllables

Line 2: 7 syllables

Line 3: 5 syllables

You could write about the seasons, nature and weather, your garden (whatever the size) or your home. E.g.

Tiny seeds scattered.

Green shoots push through soil, reaching.

Miracle of life.



Design a Seed

There are five main ways that seeds are dispersed (scattered and spread):

Gravity – dropping to the ground

Air – carried by the wind

Water – transported by streams, rivers and the sea

Animal – clinging by using barbs, sticky mucous, or by being eaten and passed through the digestive system

Mechanical – exploding from seed pods

Watch these short films from *The Private Life of Plants*:

www.youtube.com/watch?v=buZV0h4vfmQ

www.youtube.com/watch?v=8ZLv3xAjH3Q


www.youtube.com/watch?v=7UTWMhFhMFc

www.youtube.com/watch?v=qK4tFicSbzc

www.youtube.com/watch?v=1WPE0H2K3hg


www.youtube.com/watch?v=UQiVfgIjT2E





Using junk, design your own seed, thinking about how it will be dispersed successfully. You could then make your own mini documentary or information text about how your seed is dispersed.

- ✿ You could go on to design the plant from which your seed comes and either create a picture or model of it from any materials you have available.
- ✿ You will need to decide on whether it has any scent, whether it is edible or perhaps has special medicinal properties, if it's a danger to humans and animals, and how large it grows.
- ✿ You could give it a common name and make up a botanical name too.
- ✿ Your documentary or information text can then be extended to inform your audience of the ideal growing conditions for your plant and any threats posed to it.



Music Making

Using a range of sound effects, any instruments available, your voice and possibly a music app, like Garage Band, create a musical landscape to suggest the preparation, planting and growing of Mrs Noah's garden. You could extend it to include the animals that are beginning to inhabit the garden.

Create a Bestiary

Some fabulous creatures appear in the illustrations of *Mrs Noah's Garden*.

Look carefully at all of the illustrations. How do you think James Mayhew created them?

- ✿ Watch this video where he talks about the process:

<https://www.youtube.com/watch?v=qvXm7VMX0ww>

Experiment with lots of different ways of creating texture and pattern to build up a collection from which you can select later:

- ✿ Rubbings on different texture, such as trees, carpets, paths, bricks
- ✿ Printing using potatoes, styrofoam trays from food stores, painted string pulled between folded paper, bubbles, rubber bands stretched over cardboard, found objects such as cotton reels, lego bricks, leaves, crunched foil, sponge



- ✿ Using different drawing materials such as pastels, pencil crayons, different types of paint, wax crayons, charcoal, food colouring, inks, felt pens, biro
- ✿ Using different surfaces, such as card and different quality paper
- ✿ Collage, using paper, magazines, newsprint, old music, tissue paper, crepe paper, foil, cellophane, string, wool and thread, lace, fabric, beads



Now create your own mythological creature – a supernatural animal whose existence has not or cannot be proved! Such creatures were often a hybrid (mixture) of creatures.

Name your creature and decide on a collective noun for a gathering of these creatures.

The word fabulous comes from the word fable which means a story which usually ends with a moral. Make up your own story about the creature you have created. This could be in the form of a play, a poem, an oral story, a film, or a written story.

If you create lots of mythical creatures, you could create a bestiary or an illustrated book of beasts, with different tales featuring them.

Another idea would be to make an A to Z illustrated bestiary, thinking of imagined creatures names using every letter of the alphabet!

Finally, you could create your own glorious and vibrant landscape in which your creatures can feature.



Nature in Art

Find out about some of these artists who painted flowers and gardens and look at their paintings online. Which do you prefer, and why?

See if you can create your own version of your favourite painting.

Jacob van Walscapelle

Claude Monet

Gustav Klimt

Frida Kahlo

Winifred Nicholson

Ambrosius Bosschaert

Edouard Manet

Odilon Redon

Joan Miro

Utagawa Hiroshige

Auguste Renoir

Piet Mondrian

Georgia O'Keeffe



Claude Monet



Odilon Redon



Edouard Manet



Utagawa Hiroshige



Ambrosius Bosschaert

Links

Nicola Davies and Emily Sutton: *Grow*

Nicola Davies and Laura Carlin: *The Promise*



Otter-Barry

BOOKS

www.otterbarrybooks.com